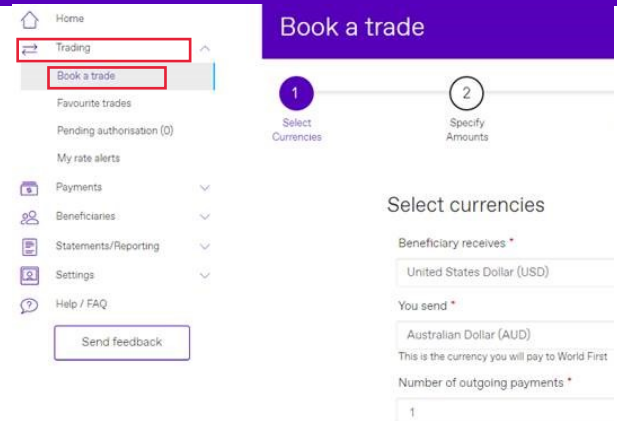


Booking your transfer

1 Book a trade

On the left hand side task bar:

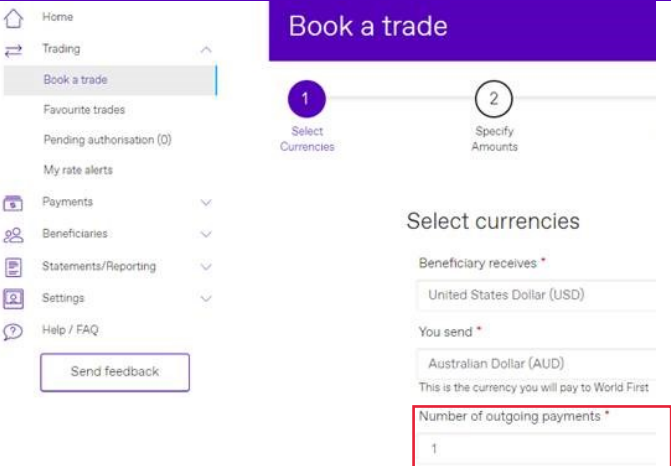
- a) Select 'Trading'
- b) Click 'Book a trade'.



2 Select the currency

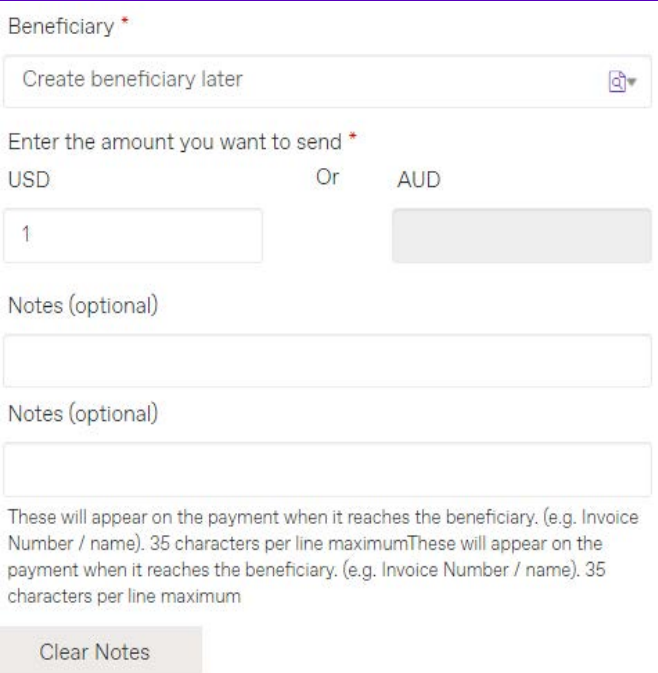
- A) Select the currency you would like your beneficiary to receive.
- B) Then select the currency you would like to send to WorldFirst.

Note: if you are wanting to make multiple international transfers, select the amount in the red outlined box



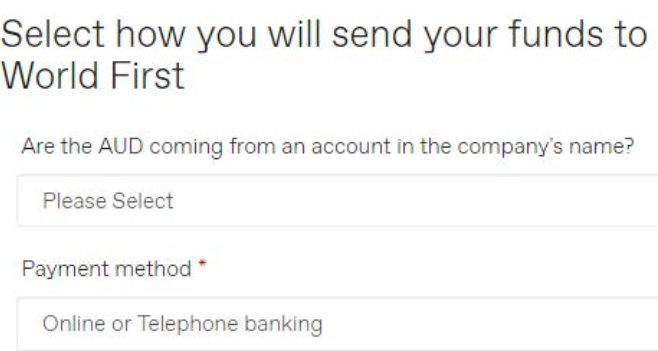
3 Specify Amount and Beneficiary

- A) Select the beneficiary or create one later
- B) Enter the amount you'd like to pay to your beneficiaries account or the amount you'd like your beneficiary to receive.
- Note:** Only one box can include a value
- C) Feel free to add any notes you would like to appear on the payment once it reaches the beneficiary's account. (max. 35 characters)



4 Select Payment Method

- 1. We need you to confirm if funds are coming from an account in your companies name (Y/N)
- Note:** If the funds are coming from an account in a different name to your WorldFirst account, we may require documentation to verify the source. In these circumstances onward payment must be made to an account which bears the same name as your WorldFirst account.




5 Onward Payment Date

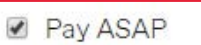
Select the date you would like the payment to be made. By default, it will always show the earliest available date. If you would like your payment processed as soon as possible please tick the "Pay ASAP" box.

Note: Funds needs to be received on or before the payment date, if you require more time please contact your account manager.

Date of outgoing payment



Available dates are: 26 May 2020 to 27 May 2020 inclusive. Booking a forward rate is not offered in your location.



Ticking this box will mean that we make your onward payment as soon as possible. Please note, this may be before your chosen pay date.

6 Review Details

Finally you will need to Review the details you have entered and book the transaction.

Note: if you click "Accept Rate & Book Transaction" you will enter into a legally binding contract with WorldFirst to buy or sell the currency you have selected. You will then receive a Trade Confirmation via email with a summary of the transfer details, and instructions of how to pay WorldFirst.

View rate

Beneficiary Name	Payment Amount	Payment notes	Payment Fee
Provide beneficiary details later	USD 1.00 / AUD 1.54	None	Free

This rate is valid for the next 1 seconds after which it will be refreshed.

Beneficiary receives:	USD 1.00
Exchange rate:	0.6503 (inverse 1.537752)
You send:	AUD 1.54
Payment fee:	Free
Total amount due to World First:	AUD 1.54

If you click "Accept Rate & Book Transaction" you will enter into a legal contract with World First to buy or sell the currency you have selected.

